

FORREST HILL SNAPSHOT

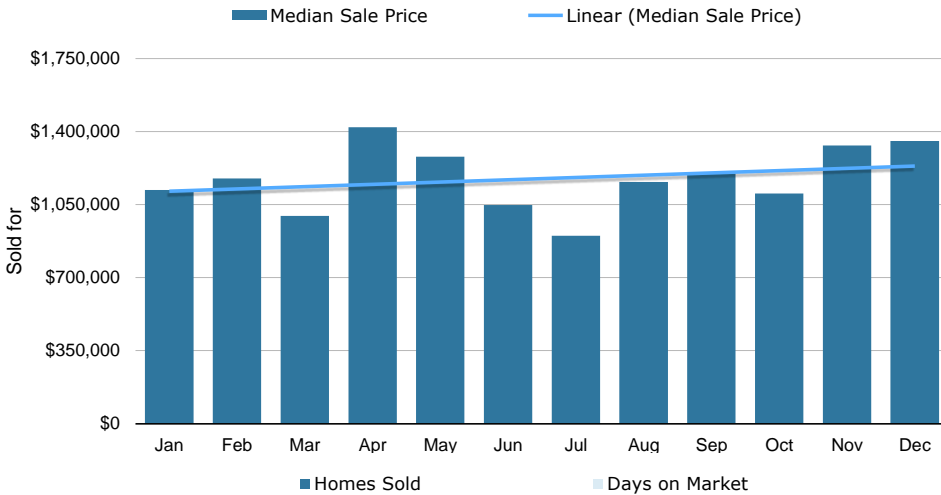
Suburb	Year	Month	Median Sale Price	Homes Sold	Days on Market
Forrest Hill	2017	Jan	\$1,120,000	9	51
Forrest Hill	2017	Feb	\$1,175,000	8	33
Forrest Hill	2017	Mar	\$996,000	18	36
Forrest Hill	2017	Apr	\$1,420,000	7	29
Forrest Hill	2017	May	\$1,280,000	13	35
Forrest Hill	2017	Jun	\$1,048,000	7	35
Forrest Hill	2017	Jul	\$900,000	9	31
Forrest Hill	2017	Aug	\$1,158,000	8	30
Forrest Hill	2017	Sep	\$1,199,000	8	23
Forrest Hill	2017	Oct	\$1,103,000	7	24
Forrest Hill	2017	Nov	\$1,332,500	16	44
Forrest Hill	2017	Dec	\$1,355,000	8	28
Forrest Hill	2018	Jan	\$980,000	5	57

Qtr MEDIAN
SALE PRICE
\$1,298,793

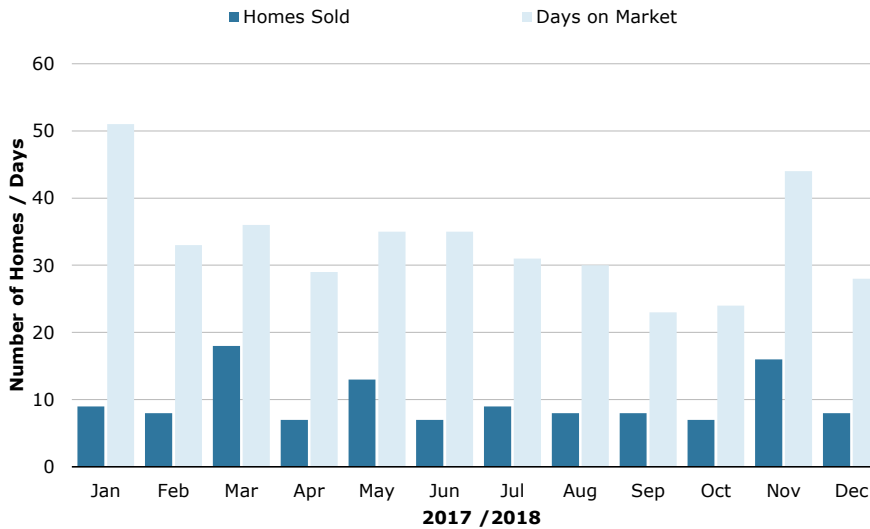
35
AVG DAYS
ON MARKET

VOLUME SOLD
123
properties
(12 months)

Sales Data
compiled from
REINZ.




Median Sales
price and
running average



Number of
Homes
sold and time
on
the market.

ROAD NAME	SALE PRICE	BEDROOMS	SALE DATE	GOV. VALUATION
Forrest Hill Rd	\$1,442,000	6	31/11/2017	\$870,000
Lyttelton Ave	\$1,280,000	4	Nov-17	\$1,000,000
Webb Pl	\$1,240,000	3	Nov-17	
Lyttelton Ave	\$1,100,000	4	Nov-17	\$900,000
Richards Ave	\$825,000	2	Nov-17	\$510,000
Gordon Ave	\$1,500,000	4	Nov-17	
Ravenwood Dr	\$1,250,000	3	Nov-17	\$1,050,000
Forrest Hill Rd	\$1,195,000	3	Nov-17	\$830,000
Catalina Cres	\$1,690,000	5	Nov-17	\$980,000
Gordon Ave	\$1,600,000	4	Nov-17	\$1,150,000
Becroft Dr	\$940,000	3	Nov-17	\$630,000
Forrest Hill Rd	\$1,470,000	4	Nov-17	
Richards Ave	\$1,385,000	5	Nov-17	\$1,100,000
Keldale Pl	\$1,635,000	5	Nov-17	\$960,000
Forrest Hill Rd	\$1,052,000	3	Nov-17	\$740,000
Grenada Ave	\$1,386,000	3	Dec-17	\$1,050,000
Forrest Hill Rd	\$1,310,000	4	Dec-17	\$1,025,000
Forrest Hill Rd	\$1,405,000	3	Dec-17	
Brian Ave	\$1,380,000	4	Dec-17	\$1,350,000
Santa Rosa Tce	\$1,330,000	4	Dec-17	\$950,000
Richards Ave	\$1,660,000	5	Dec-17	\$1,675,000
Forrest Hill Rd	\$980,000	3	Jan-18	
Lyttelton Ave	\$1,230,000	4	Dec-17	
Forrest Hill Rd	\$1,582,000	7	Dec-17	
Becroft Dr	\$900,000	3	Jan-18	\$650,000
Ravenwood Dr	\$875,000	4	Dec-17	
Selwyn Cres	\$965,000	3	Jan-18	\$790,000
Trevone Pl	\$1,538,000	4	Jan-18	\$1,690,000
Trevone Pl	\$1,520,000	5	Jan-18	\$1,700,000

Quarterly
Sales Data



Harcourts

Tony & Pip White
Harcourts Cooper & Co Milford
Phone: +64 9 0) 21 221 8888

